

# Summary of Workers' Compensation Experience

## City of Saint Paul

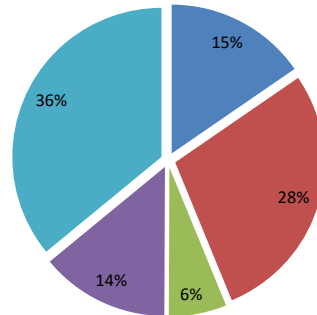
7/1/2016 - 12/31/2021

### Claim Count by Injury Type

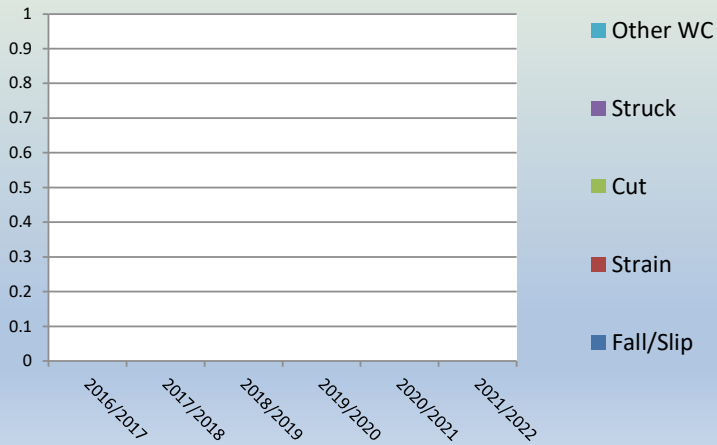
City of Saint Paul

- Fall/Slip
- Strain
- Cut
- Struck
- Other WC

All APEI Non-School District Business



### Number of Claims by Injury Type



### Timeliness

Proportion of claims reported to APEI within 14 days of the date of injury

0%	City of Saint Paul
80%	Overall APEI

### Frequency

Number of Injuries per \$1 Mil of Payroll

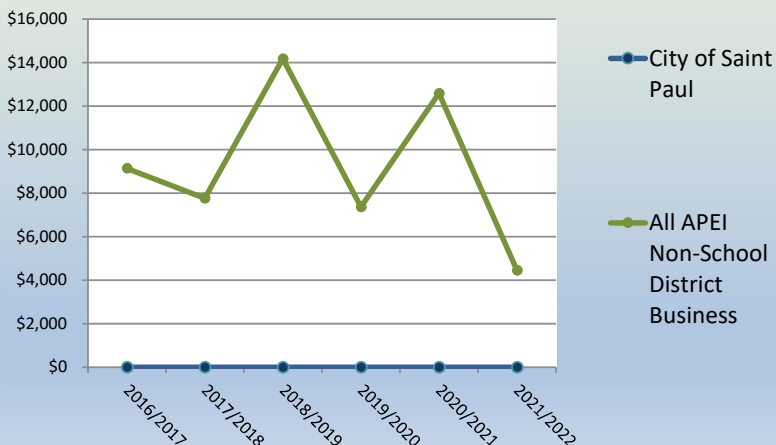
0.00	City of Saint Paul
1.08	Overall APEI non-School Districts

### Severity

Average medical and indemnity cost per claim (claims capped at \$750,000 each)

0	City of Saint Paul
9,109	Overall APEI non-School Districts

### Average Cost per Claim



### City of Saint Paul represents

0.6% of the 2021/22 Workers' Compensation Payroll written by APEI

### Note on Injury Types

"Fall/Slip" includes falls or slips from a ladder, from a different level, on ice/snow, due to liquids or grease, or on stairs.

"Strain" includes strains due to reaching, twisting, lifting, pulling, noise, or from using a tool or machinery.

"Cut" includes cuts from broken glass, tools, objects being handled, or other sources.

"Struck" includes injuries from being struck, kicked, stabbed, or bit by co-workers, students, or patients, tools, objects being handled, or by falling objects.

Data is as of 12/31/2021